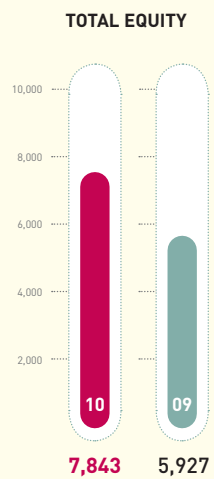
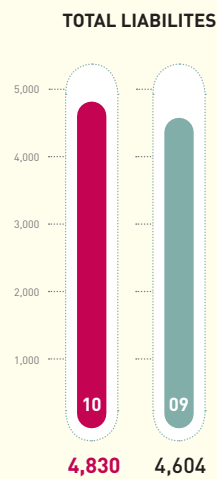
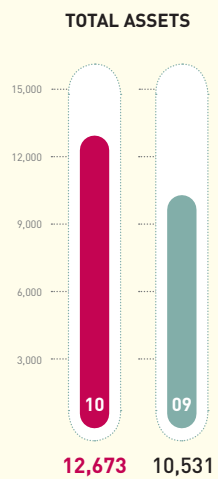
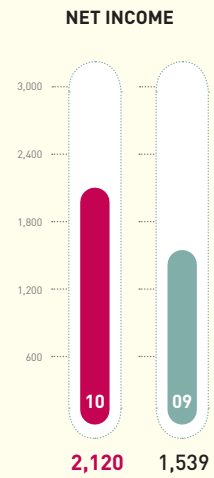
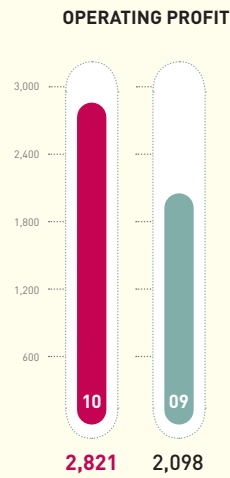
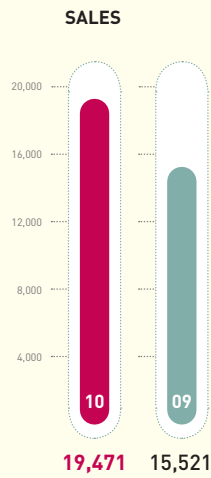


FINANCIAL HIGHLIGHTS

CONSOLIDATED (in KRW billions)



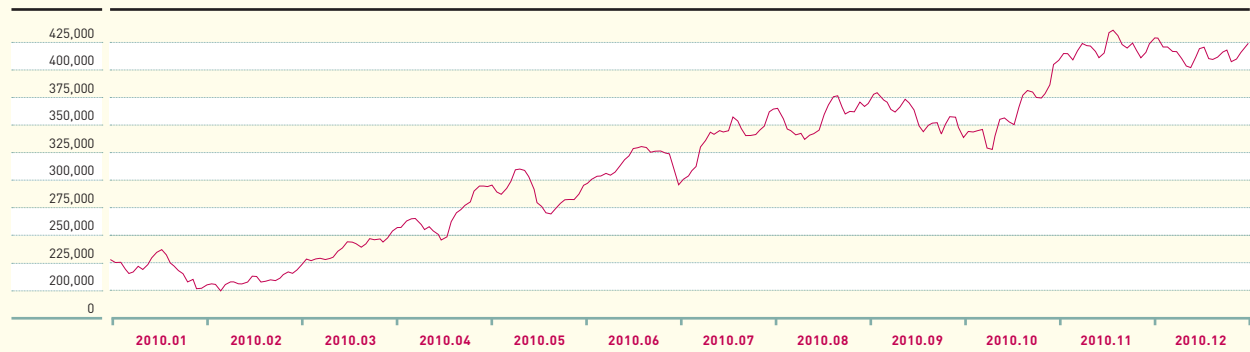
KEY FIGURES

(in KRW millions)

	2010	2009
Operating profit margin	14.5%	13.5%
Return on equity	31.9%	27.3%
Debt to equity	26.8%	40.7%
Total issued common shares	66,271,100	66,271,100
Earnings per share in won	29,345	19,846
Stock price in won at year end	391,000	228,500
Dividend per common share in won	4,000	3,500

STOCK PRICE

(in KRW)



TRADING VOLUME

(in shares)

